

Sound Smart™ app
as Manager user



Introduction

Congratulations on downloading your ReSound Smart™ app. The ReSound Smart app is made to enhance your hearing experience and enable you to get more out of your ReSound hearing aids.

ReSound's innovative sound technology and design, combined with customized device programming by your hearing care professional, will make hearing a more enjoyable experience.

The ReSound Smart app enables you to get more out of your ReSound hearing aids by providing new ways to gain control and personalization.

For more information and help for apps, please visit the website:
www.resound.com/appsupport.

If you would like a printed version of the app user guide please contact customer support or simply print this user guide.



ReSound Smart™ app




The ReSound Smart app puts basic controls and more advanced features at your fingertips so you can personalize your hearing experience. The ReSound Smart app is the first hearing aid app with a direct connection between your hearing aids and the mobile phone.

Finding and installing the ReSound Smart app




Access apps for iPhone, iPad and iPod touch – download on the Apple App Store by following these steps:

1. Enter the App Store by tapping the App Store icon  on an iPhone, iPad or iPod touch
2. In the App Store, search for “ReSound Smart”
3. If using an iPad, change the search criteria in the top left corner to “iPhone only”
4. After finding the app, tap “Get”
5. Then tap “Install”
6. Enter a valid Apple ID and password
7. After entering the password, the ReSound app will download and install
8. After download, you can find the app on the mobile device screen - tap to open the ReSound app

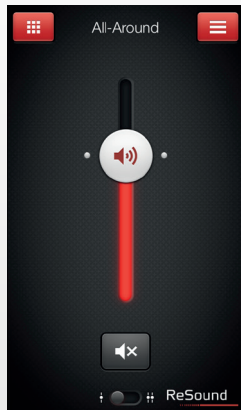


Access apps for Android devices – download at the Google Play Store by following these steps:

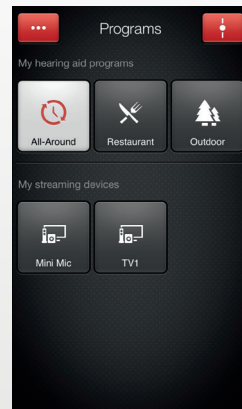
1. Enter the Play Store by tapping the Play Store icon  on your Android phone.
2. In the Play Store, search for “ReSound Smart”
3. After finding the app, tap “Install” then “Accept” to allow the app to access certain features on your phone such as Bluetooth
4. After entering the password, the ReSound app will download and install
5. When installation is complete, tap “Open” to open the ReSound app

For up-to-date information about device compatibility, please visit the website: www.resound.com/appsupport.

ReSound Smart™ app: General functionality



Adjust and mute volume for both hearing aids or for each hearing aid individually



Change manual and streamer programs

Adjust treble and bass to your preferences

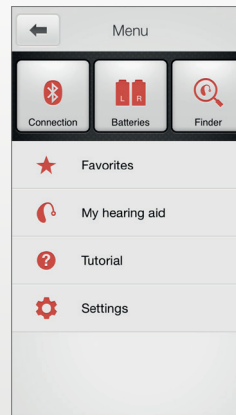
Create Favorites to save preferred program and settings*

Use Sound enhancer for advanced feature adjustments: Comfort in noise, Speech focus and Comfort in wind**

*Available in app version 3.0

**Available in version 3.0 for

ReSound LiNX2™ 9



See battery and connection status

Finder: Help locate lost or misplaced hearing aids

Favorites: See an overview of or edit or delete saved Favorites

My Hearing aid: Find inspiration, and personalized information about your hearing aid

Tutorial: The in-app tutorial guides you through the app features

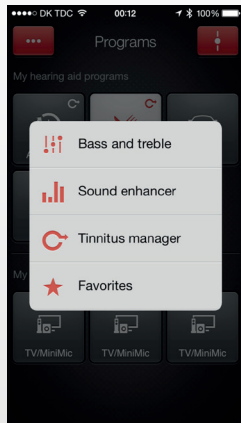
Settings: Edit and personalize program names, delete all favorites, enter and exit demo mode and see background information about the app

ReSound Smart™ app: Tinnitus Manager functionality

Tinnitus Manager*

The Tinnitus Manager will be available for you in the app if the Tinnitus Sound Generator (TSG) has been enabled in one or more of your fitted programs. A small icon will appear on program buttons where you have the TSG fitted. If you go to the More options menu from one of those programs, you will see the Tinnitus Manager available.

What you will have access to in the app

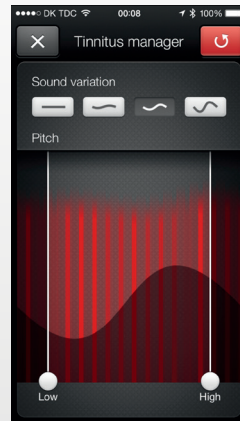


You will find the Tinnitus Manager in the menu on the program screen.



To return to the fitted settings of the program after adjustments, tap Undo


If you have a program fit with white noise




Sound variation
Adjust the variation of the white noise sound input by tapping the buttons towards the top.

Pitch
Adjust the frequency shaping (Pitch) by moving the two sliders left and right.

If you have a program fit with a Nature Sound™



Nature Sounds
Choose between one of the six new Nature Sounds in the hearing aid.



Activate white noise
You can also activate the white noise sound input and adjust the Pitch.

Warnings and precautions

Use with mobile device apps:


Notifications of app updates should not be disabled, and it is recommended that the user installs all updates to ensure that the app will function correctly and will be kept up to date.

The app must only be used with ReSound devices for which it is intended, and ReSound takes no responsibility if the app is used with other devices.

Warnings and cautions

If using the ReSound app with the hearing aid, please make sure to read the hearing aid user guide. The hearing aid user guide was included in the hearing aid package. If you need a fresh copy, please consult ReSound customer support.

Be aware of information marked with the warning symbol

 **WARNING** points out a situation that could lead to serious injuries,
CAUTION indicates a situation that could lead to minor and moderate injuries.



Intended use of smart phone apps:

The apps are intended for use with the hearing aids to control hearing-aid functionality and to provide the end user with additional options for adjusting hearing parameters as well as to provide extra, relevant features.

ReSound mobile-device-connected apps are intended for use with ReSound wireless hearing aids. ReSound mobile device apps send and receive signals from the ReSound wireless hearing aids via mobile devices for which the apps have been developed.

ReSound

rediscover hearing

ReSound helps people rediscover hearing with hearing solutions that emulate the function of the natural ear. Our aim is to give you the opportunity to live a rich, active and fulfilling life unaffected by hearing loss.

ReSound North America

8001 Bloomington Freeway
Bloomington, MN 55420
1-888-735-4327
consumerhelp@gnresound.com

ReSound Government Services

8001 Bloomington Freeway
Bloomington, MN 55420
1-800-392-9932
VAinfo@gnresound.com

ReSound Canada

303 Supertest Road
Toronto, Ontario M3J 2M4
1-888-737-6863
gnresound.ca